


FLAT PANEL RECESSED MOUNTING KIT

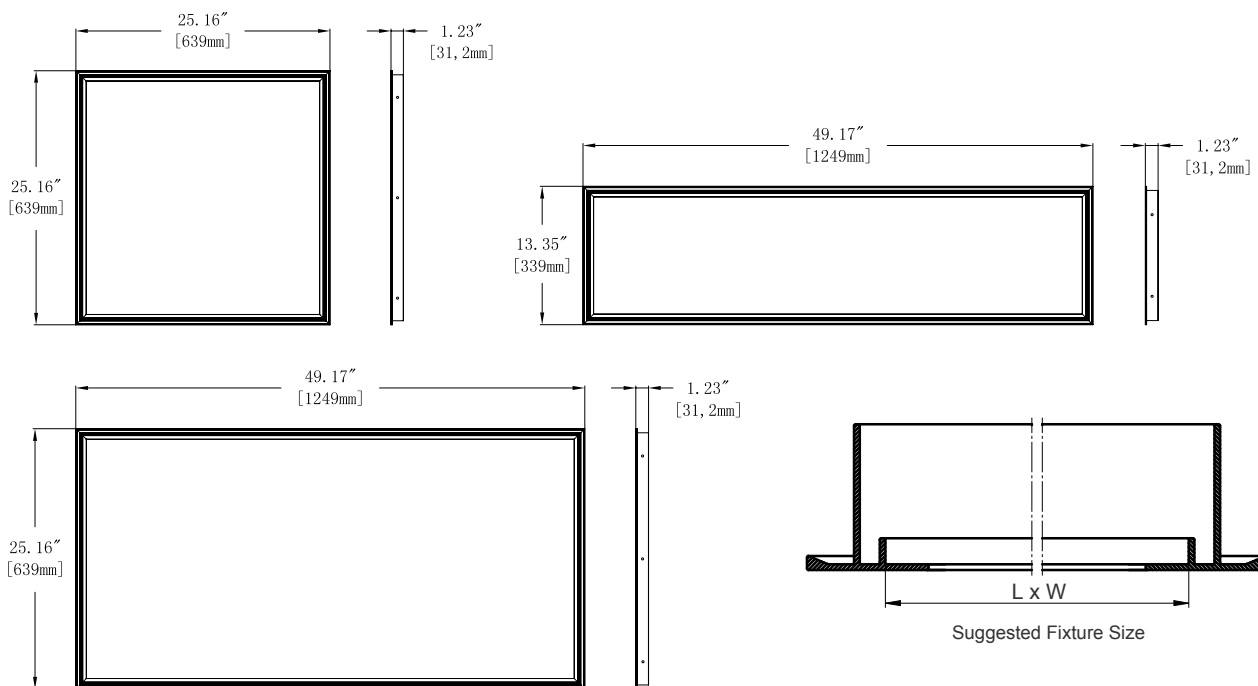


PRODUCT DESCRIPTION

Flat panel recessed mounting kit for dry wall ceiling. Aluminum and welded construction, less assembly and easy installation.

SPECIFICATION

	Dimension (Inch)	Suggested Cut-out Opening(Inch)	Suggested Fixture Size(Inch)
2 x 2	25.16 x 25.16 x 1.23	24 5/8 x 24 5/8	23.86 x 23.86
1 x 4	49.17 x 13.35 x 1.23	12 3/4 x 48 5/8	12.05 x 47.87
2 x 4	49.17 x 25.16 x 1.23	24 5/8 x 48 5/8	23.86 x 47.87



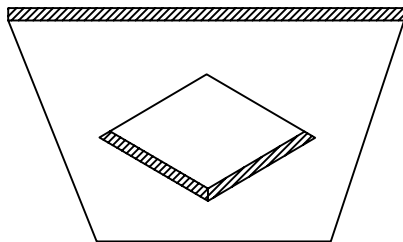
Ordering Information

SKU	MODEL	IMAGE	DESCRIPTION
90139	FLP 1*4 Flange Kit		1*4 Flat Panel Recessed Mount Kit
90141	FLP 2*2 Flange Kit		2*2 Flat Panel Recessed Mount Kit
90140	FLP 2*4 Flange Kit		2*4 Flat Panel Recessed Mount Kit

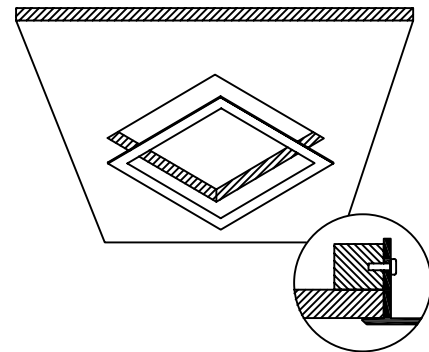
Notice:

1. Standard Finish as White.

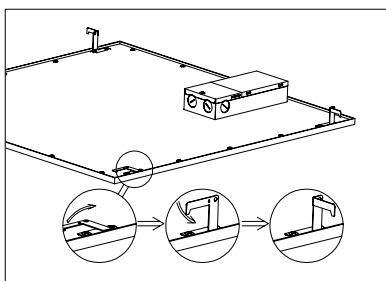
INSTALLATION



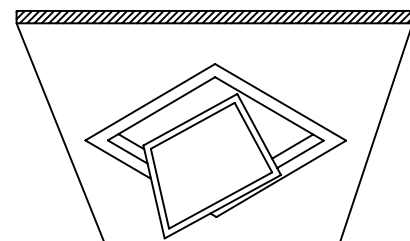
1. Open a hole as the suggested cut-out dimension on the ceiling



2. Fix the frame to the hole and ceiling with the supplied screws



3. Bend the pre-installed clips on the luminaire



4. Place the panel on the frame